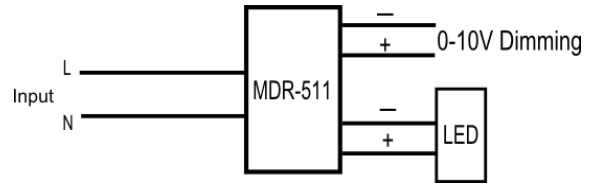


SPECIFICATIONS

Features

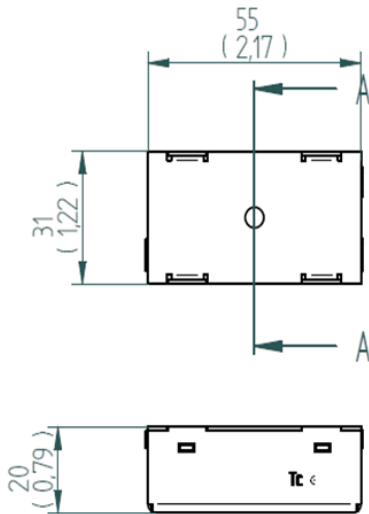
- Ultra compact dimension
- Constant Current Output
- 0-10V Analog Dimming
- Class 2 Compliance
- Damp Location
- 5 Year Warranty
- Hot Wire Protection
- Supporting DIM TO OFF Capability

Wiring Diagram



Mechanical Specifications

Dimension L 2.17" x W 1.22" x H 0.79"
 Lead Wire Length 6" Standard
 Max. Case Operation Temp. 80°C



* Dimension in Inch / Metric

Protection

- Auto-reset electronic short circuit
- Overload protection
- Class 2
- Inherent Thermal Protection

Environmental Specifications

- Operating Temperature -20° to 60°C
- Storage Temperature -20° to 70°C
- MTBF >100,000 hrs
- Lead Free SMT process



Note –

1. UL file No.: E340871
2. Driver is designated for "Stand by mode" at minimum light intensity (<0.8Vdc) power will not be OFF



Macron Associate Co. – Power Supply Team

NO.352, Peng-Yi Road, Taiping, Taichung, Taiwan 411

TEL: 886-4-22708357 FAX: 886-4-22767307 Email: macron@macrongroup.com

B1118

Input - specification

	Units	Minimum	Typical	Maximum	Notes
Input Voltage Range(Vin)	Vac	108	120-277	304	
Input Frequency Range	Hz	50	60	63	
Input Power	W		8		
Power Factor(PF)		0.9	>0.9		>80% Load
Input Current	A	-	-	0.06A@120VAC 0.028A@277VAC	
Inrush Current	A			4 A peak	According to IEC 60555
Total Harmonics Distortion (THD)				20%	1. At nominal input voltage and nominal LED voltage 2. Measure at full load
Efficiency		-	78%	-	Efficiency is measured after driver has thermally stabilized + full load
Isolation	Meet UL1310/UL8750 for class 2 isolation power supply				

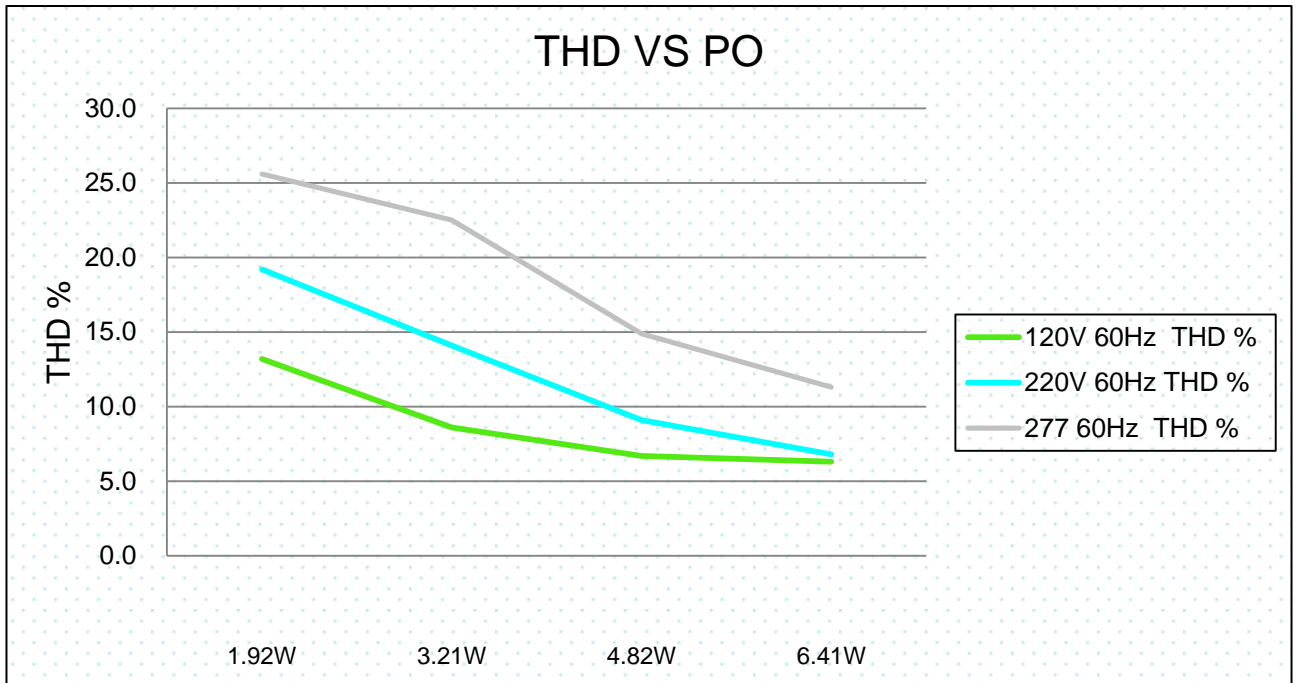
Output - specification

	Units	Minimum	Typical	Maximum	Notes
Output Voltage(V out)	Vdc	11		14	
Output Current(I out)	mA		500		
Output Current Tolerance	%		±3		
Output Ripple Current	<50% peak-to-peak of 500mA				≤ 20% pk-to-pk of the rated output current for all models with Vout max ≥ 32V
					≤ 20% pk-to-pk of the rated output current for all models with Vout max ≤ 30V
					At nominal LED voltage and nominal input voltage without dimming
Dimming Range	%	6%		100%	Please refer to Dimmer compatibility list
Start-up Time	ms		100		With nominal LED voltage and without dimmer attached
			150		With nominal LED voltage, with an recommended dimmer attached(see dimmer compatibility list) and at the full dimming conduction angle
Operation Case Temperature	°C	-30		80C	
Isolation	Meet UL1310/UL8750 for class 2 isolation power supply				

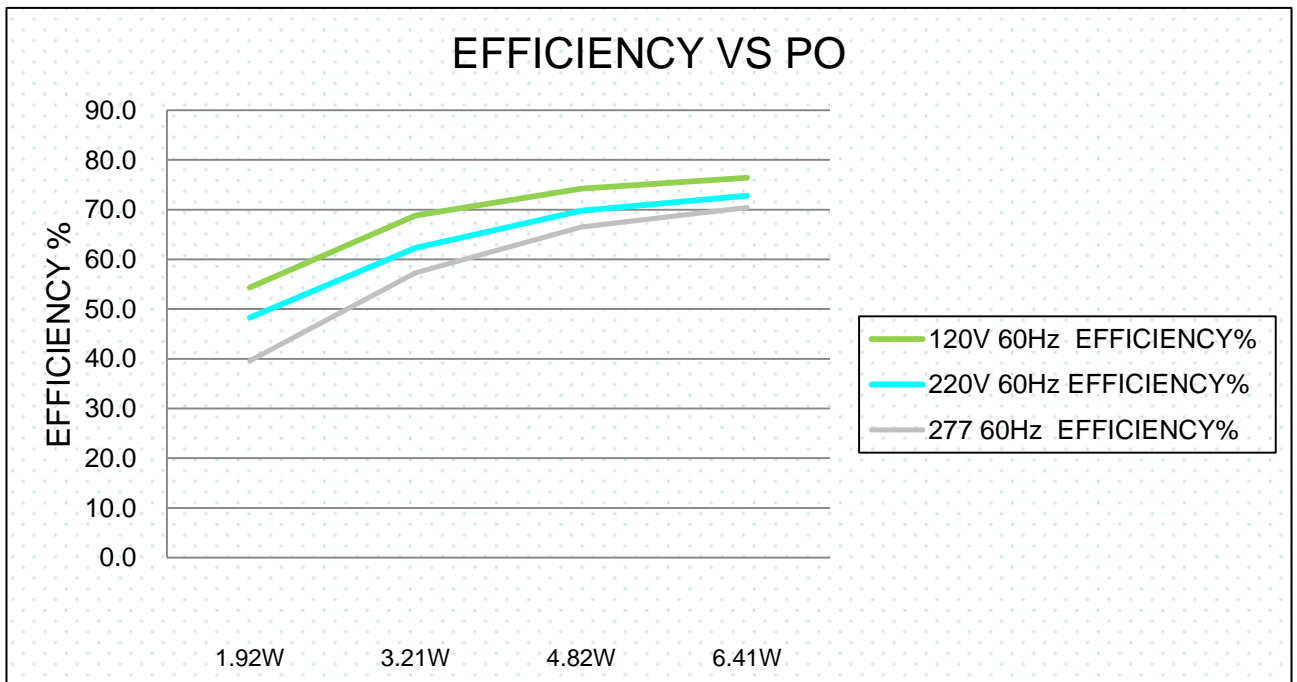
EMC / Protection / Compliance

Conducted and Radiated EMI		FCC CFR Title 47 Part 15 Class B and EN55022(CISPR 22) Class B compliant			
Immunity Compliance	ESD (Electrostatic Discharge)	IEC61000-4-2	6 kV contact discharge, 8 kV air discharge, level 3		
	Electrical Fast Transient	IEC61000-4-4	±2 kV on AC power port for 1 minute, ±1kV on signal/control lines		
	Surge	IEC61000-4-5	±1kV line to line/±2kV line to earth on AC power port, ±0.5kV for outdoor cables		
Transient Protection	Ring Wave		ANSI/IEEE c62.41-1-2002 & c62.41-2-2002 category A, 2.5kV ring wave		

THD of the driver VS Power Output (W) :



Efficiency of the driver VS Power Output (W) :



Macron Associate Co. – Power Supply Team

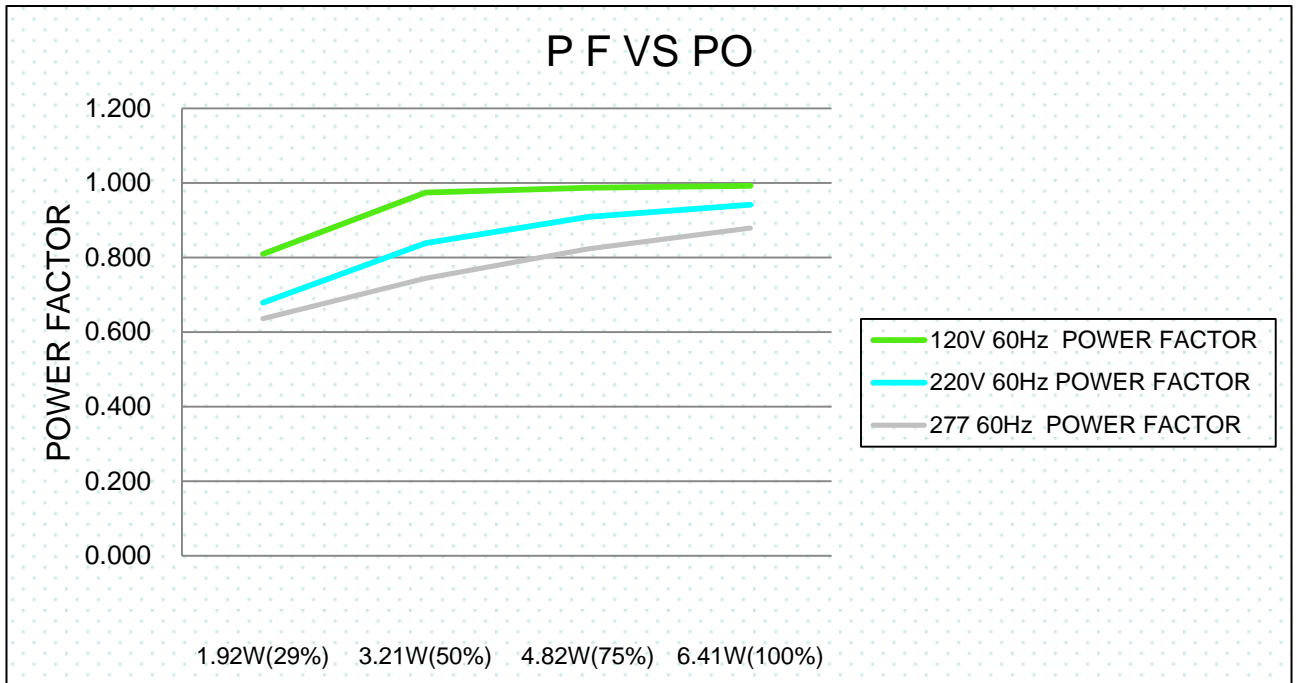
NO.352, Peng-Yi Road, Taiping, Taichung, Taiwan 411

TEL: 886-4-22708357 FAX: 886-4-22767307 Email: macron@macrongroup.com

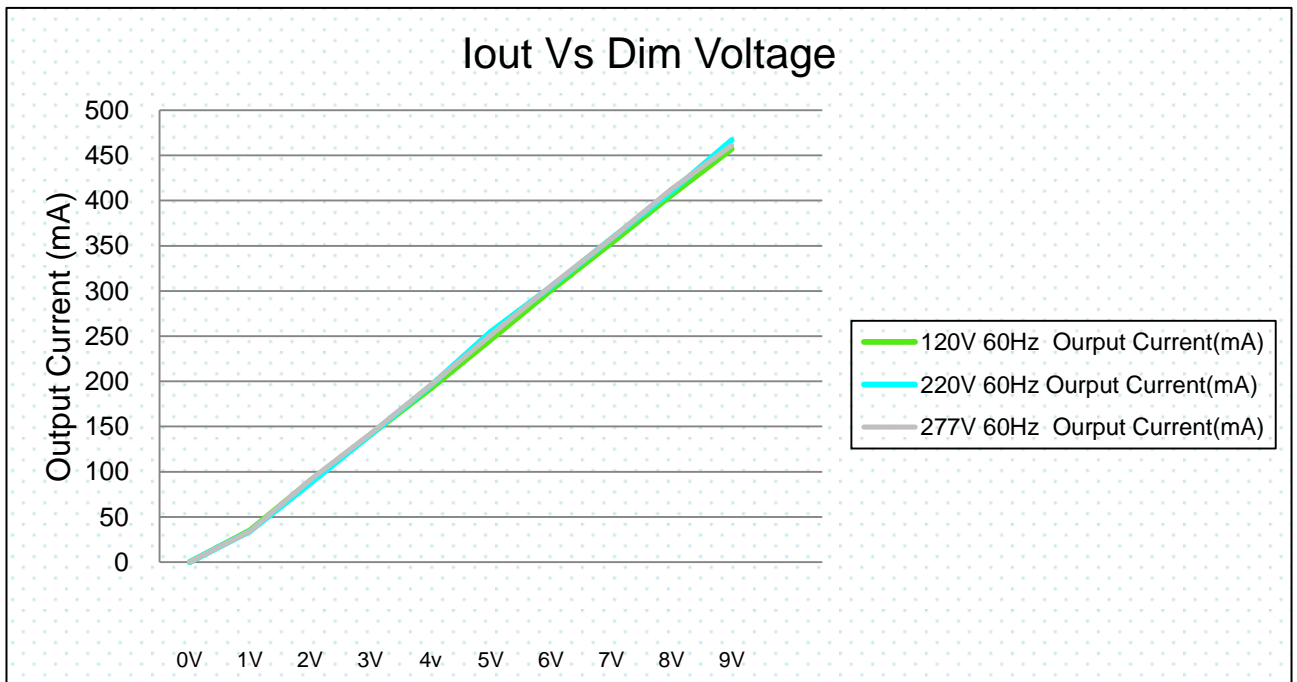
B1118

Electrical Specifications

Efficiency of the driver VS Power Output (W) :



0-10V Dimming



Macron Associate Co. – Power Supply Team

NO.352, Peng-Yi Road, Taiping, Taichung, Taiwan 411

TEL: 886-4-22708357 FAX: 886-4-22767307 Email: macron@macrongroup.com

B1118